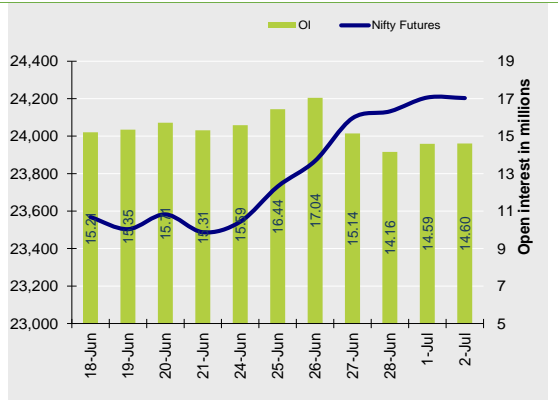


**Nifty Snapshot**

	Close	Prv Cl.	Ab chg	% chg
<b>Spot</b>	24,123.85	24,141.95	-18.10	-0.07
<b>Futures</b>	24,203.15	24,206.25	-3.10	-0.01
<b>OI(ml shr)</b>	14.60	14.59	0.01	0.09
<b>Vol (lots)</b>	211888	163209	48679	29.83
<b>COC</b>	79.30	64.30	15.00	23.3
<b>PCR-OI</b>	1.15	1.21	-0.05	-4.5

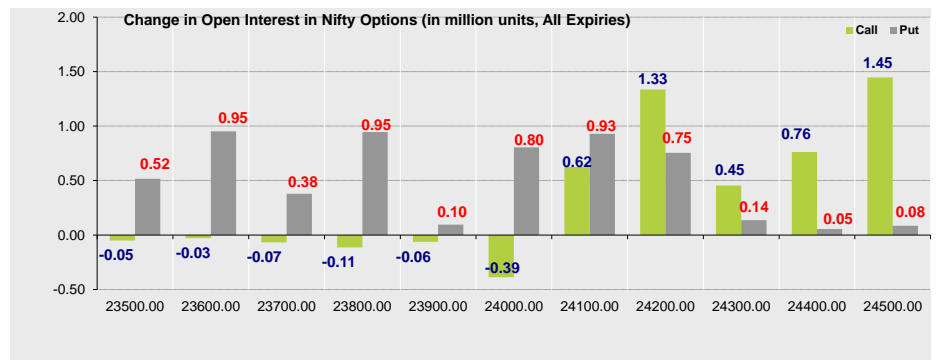
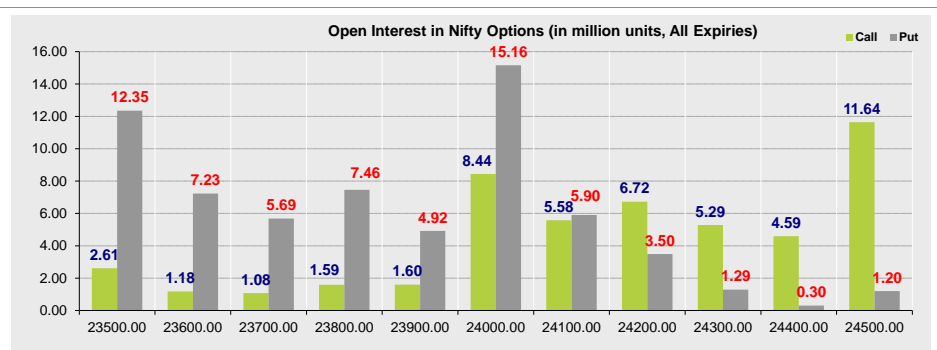
**Nifty Futures Price v/s OI**



**Summary**

- Indian markets closed on a flattish note where buying was mainly seen in Information technology, Media and Realty sectors. Nifty Jul Futures closed at 24203.15 (down 3.10 points) at a premium of 79.30 pts to spot.
- FII's were net sellers in Cash to the tune of 2000.12 Cr and were net sellers in index futures to the tune of 237.13 Cr.
- India VIX decreased by 1.37% to close at 13.64 touching an intraday high of 14.01.

**Open Interest in Nifty Options:**



- The above second chart shows previous trading day's change in Nifty options where Addition in OI were seen in 24000, 24100, 24200 strike Puts and at 24500, 24400, 24300, 24200 strike Calls indicating market is likely to remain positive in near term.
- Highest OI build-up is seen at 24500 strike Calls and 24000 strike Puts, to the tune of 11.64mn and 15.16mn respectively.

**Outlook on Nifty:**

**Index is likely to open on a gap up note today and is likely to remain positive during the day.**

**Institutional Activity in previous trading session**

(in Rs cr.)	Buy	Sell	Net
Index Futures	3498.17	3735.30	-237.13
Index Options	2571474.43	2599247.07	-27772.64
Stock Futures	29038.39	34109.62	-5071.23
Stock Options	43865.11	44815.30	-950.19
FII Cash	14,551.15	16,551.27	-2,000.12
DII Cash	14,203.40	13,555.15	648.25

**Net FII Activity (in Rs cr.)**

Date	Idx Fut	Stk Fut	Idx Opt	Cash
2-Jul	-237.1	-5071.2	-27772.6	-2000
1-Jul	263.9	-983.1	-24933.3	-426
28-Jun	1711.3	5128.8	7903.8	-23
27-Jun	4368.7	8129.4	24698.5	7659
26-Jun	2885.8	6486.3	-8272.9	-3535
25-Jun	2698.6	1118.1	55792.8	1176

**Technical Pivot (Intraday):**

	S2	S1	PIVOT	R1	R2
NIFTY	24045	24125	24200	24280	24360
BANKNIFTY	51750	52060	52495	52800	53235

(Price is in Rs; OI is in million units; Price chg and OI chg are in percentage) **NB RESEARCH**

**Fresh Longs seen in:**

Scrip	Price	Price chg	OI	OI Chg
DEEPAKNTR	2702.4	2.5	2.6	26.2
ABFRL	331.8	2.1	44.1	11.9
ASTRAL	2401.7	0.4	2.9	11.6

**Fresh Shorts seen in:**

Scrip	Price	Price chg	OI	OI Chg
SHRIRAMFIN	2828.0	-3.5	5.7	13.3
CHAMBLFERT	511.4	-2.7	10.3	9.2
JKCEMENT	4342.4	-2.7	0.6	8.8

**Short Covering seen in:**

Scrip	Price	Price chg	OI	OI Chg
MUTHOOTFIN	1802.9	0.2	3.7	-9.0
UBL	2024.8	1.0	2.0	-7.6
ICICIPRULI	622.5	0.3	11.8	-5.6

**Long Unwinding seen in:**

Scrip	Price	Price chg	OI	OI Chg
NAUKRI	6764.9	-2.9	1.1	-9.0
PFC	502.1	-0.4	60.1	-8.1
AXISBANK	1256.7	-0.7	40.1	-5.6

NIFTY50 Options OI (CE OI = Resistance) (PE OI = Support)			
Symbol	Highest CE OI	Highest PE OI	CMP
ADANIPTS	1600	1200	1484
ADANIENT	3200	3200	3171
ASIANPAINT	3000	2900	2937
AXISBANK	1300	1200	1257
BAJAJ-AUTO	10000	8700	9460
BAJAJFINSV	1600	1500	1585
BAJFINANCE	8000	7000	7205
BHARTIARTL	1500	1400	1426
BPCL	310	300	306
BRITANNIA	5500	5000	5433
CIPLA	1500	1480	1495
COALINDIA	500	450	482
DIVISLAB	4600	4600	4600
DRREDDY	6400	6000	6365
EICHERMOT	4800	4300	4655
GRASIM	2700	2700	2755
HCLTECH	1500	1440	1474
HDFCBANK	1700	1700	1736
HDFCLIFE	600	550	592
HEROMOTOCO	5700	5500	5587
HINDALCO	700	650	699
HINDUNILVR	2500	2500	2501
ICICIBANK	1200	1150	1197
ITC	450	420	427
INDUSINDBK	1500	1500	1438

NIFTY50 Options OI (CE OI = Resistance) ( PE OI = Support)			
Symbol	Highest CE OI	Highest PE OI	CMP
INFY	1700	1500	1622
IOC	170	160	169
JSWSTEEL	950	900	937
KOTAKBANK	1800	1700	1778
LT	3600	3500	3639
LTIM	6000	5200	5492
M&M	3000	2600	2860
MARUTI	13000	12000	12109
NESTLEIND	2600	2400	2549
NTPC	400	370	372
ONGC	280	250	276
POWERGRID	350	320	332
RELIANCE	3200	2900	3144
SBILIFE	1500	1400	1500
SBIN	850	800	831
SUNPHARMA	1540	1500	1529
TATACONSUM	1200	1110	1109
TATAMOTORS	1000	950	985
TATASTEEL	180	160	176
TCS	4000	3800	4018
TECHM	1500	1400	1481
TITAN	3400	3400	3419
ULTRACEMCO	12000	11000	11839
UPL	600	570	570
WIPRO	550	500	541



**Derivative Recommendations:**

Stock Name	Call (Buy/Sell)	Entry price	Targets	Stop Loss	Duration	Status
CHMABLFERT Future	Buy	518	560	502	Positional	Open

**FROM THE EQUITY DERIVATIVE DESK:**

**NIRAV HARISH CHHEDA**  
AVP - DERIVATIVES AND TECHNICAL RESEARCH  
E-Mail: [nirav.chheda@nirmalbang.com](mailto:nirav.chheda@nirmalbang.com)  
Tel no: 6273-8199/8000

**AMIT BHUPTANI**  
SNR.DERIVATIVES AND TECHNICAL RESEARCH ANALYST  
E-Mail: [amit.bhuptani@nirmalbang.com](mailto:amit.bhuptani@nirmalbang.com)  
Tel no: 6273-8242/8000

**DISCLOSURES**

Research Reports that are published by Nirmal Bang Securities Private Limited (hereinafter referred to as "NBSPL") are for private circulation only. NBSPL is a registered Research Analyst under SEBI (Research Analyst) Regulations, 2014 having Registration no. INH000001766. NBSPL is also a registered Stock Broker with National Stock Exchange of India Limited, BSE Limited, Metropolitan Stock Exchange of India Limited, Multi Commodity Exchange of India Limited, National Commodity and Derivative Exchange Limited and Indian Commodity Exchange Limited in cash and Equity and Commodities derivatives segments.

NBSPL has other business divisions with independent research teams separated by Chinese walls, and therefore may, at times, have different or contrary views on stocks and markets.

NBSPL or its associates have not been debarred / suspended by SEBI or any other regulatory authority for accessing / dealing in securities Market. NBSPL, its associates or analyst or his relatives do not hold any financial interest (Except Investment) in the subject company. NBSPL or its associates or Analyst do not have any conflict or material conflict of interest at the time of publication of the research report with the subject company. NBSPL or its associates or Analyst or his relatives may or may not hold beneficial ownership of 1% or more in the subject company at the end of the month immediately preceding the date of publication of this research report.

NBSPL or its associates / analyst has not received any compensation / managed or co-managed public offering of securities of the company covered by Analyst during the past twelve months. NBSPL or its associates have not received any compensation or other benefits from the company covered by Analyst or third party in connection with the research report. Analyst has not served as an officer, director or employee of Subject Company. NBSPL / analyst has not been engaged in market making activity of the subject company.

Analyst Certification: The research analysts and authors of these reports, hereby certify that the views expressed in this research report accurately reflects my/our personal views about the subject securities, issuers, products, sectors or industries. It is also certified that no part of the compensation of the analyst(s) was, is, or will be directly or indirectly related to the inclusion of specific recommendations or views in this research. The analyst(s) principally responsible for the preparation of this research report and has taken reasonable care to achieve and maintain independence and objectivity in making any recommendations.

**DISCLAIMER**

This report is for the personal information of the authorized recipient and does not construe to be any investment, legal or taxation advice to you. NBSPL is not soliciting any action based upon it. Nothing in this research shall be construed as a solicitation to buy or sell any security or product, or to engage in or refrain from engaging in any such transaction. In preparing this research, we did not take into account the investment objectives, financial situation and particular needs of the reader.

This research has been prepared for the general use of the clients of NBSPL and must not be copied, either in whole or in part, or distributed or redistributed to any other person in any form. If you are not the intended recipient you must not use or disclose the information in this research in any way. Though disseminated to all the customers simultaneously, not all customers may receive this report at the same time. NBSPL will not treat recipients as customers by virtue of their receiving this report. This report is not directed or intended for distribution to or use by any person or entity resident in a state, country or any jurisdiction, where such distribution, publication, availability or use would be contrary to law, regulation or which would subject NBSPL & its group companies to registration or licensing requirements within such jurisdictions.

The report is based on the information obtained from sources believed to be reliable, but we do not make any representation or warranty that it is accurate, complete or up-to-date and it should not be relied upon as such. We accept no obligation to correct or update the information or opinions in it. NBSPL or any of its affiliates or employees shall not be in any way responsible for any loss or damage that may arise to any person from any inadvertent error in the information contained in this report. NBSPL or any of its affiliates or employees do not provide, at any time, any express or implied warranty of any kind, regarding any matter pertaining to this report, including without limitation the implied warranties of merchantability, fitness for a particular purpose, and non-infringement. The recipients of this report should rely on their own investigations.

This information is subject to change without any prior notice. NBSPL reserves its absolute discretion and right to make or refrain from making modifications and alterations to this statement from time to time. Nevertheless, NBSPL is committed to providing independent and transparent recommendations to its clients, and would be happy to provide information in response to specific client queries.

Before making an investment decision on the basis of this research, the reader needs to consider, with or without the assistance of an adviser, whether the advice is appropriate in light of their particular investment needs, objectives and financial circumstances. There are risks involved in securities trading. The price of securities can and does fluctuate, and an individual security may even become valueless. International investors are reminded of the additional risks inherent in international investments, such as currency fluctuations and international stock market or economic conditions, which may adversely affect the value of the investment. Opinions expressed are subject to change without any notice. Neither the company nor the director or the employees of NBSPL accept any liability whatsoever for any direct, indirect, consequential or other loss arising from any use of this research and/or further communication in relation to this research. Here it may be noted that neither NBSPL, nor its directors, employees, agents or representatives shall be liable for any damages whether direct or indirect, incidental, special or consequential including lost revenue or lost profit that may arise from or in connection with the use of the information contained in this report.

Copyright of this document vests exclusively with NBSPL. Our reports are also available on our website [www.nirmalbang.com](http://www.nirmalbang.com)